




Use of ensemble assimilation  
to represent flow-dependent B  
in 3D/4D-Var

*Loik Berre  
Météo-France (CNRM/GAME)*

*Thanks to Gérald Desroziers*

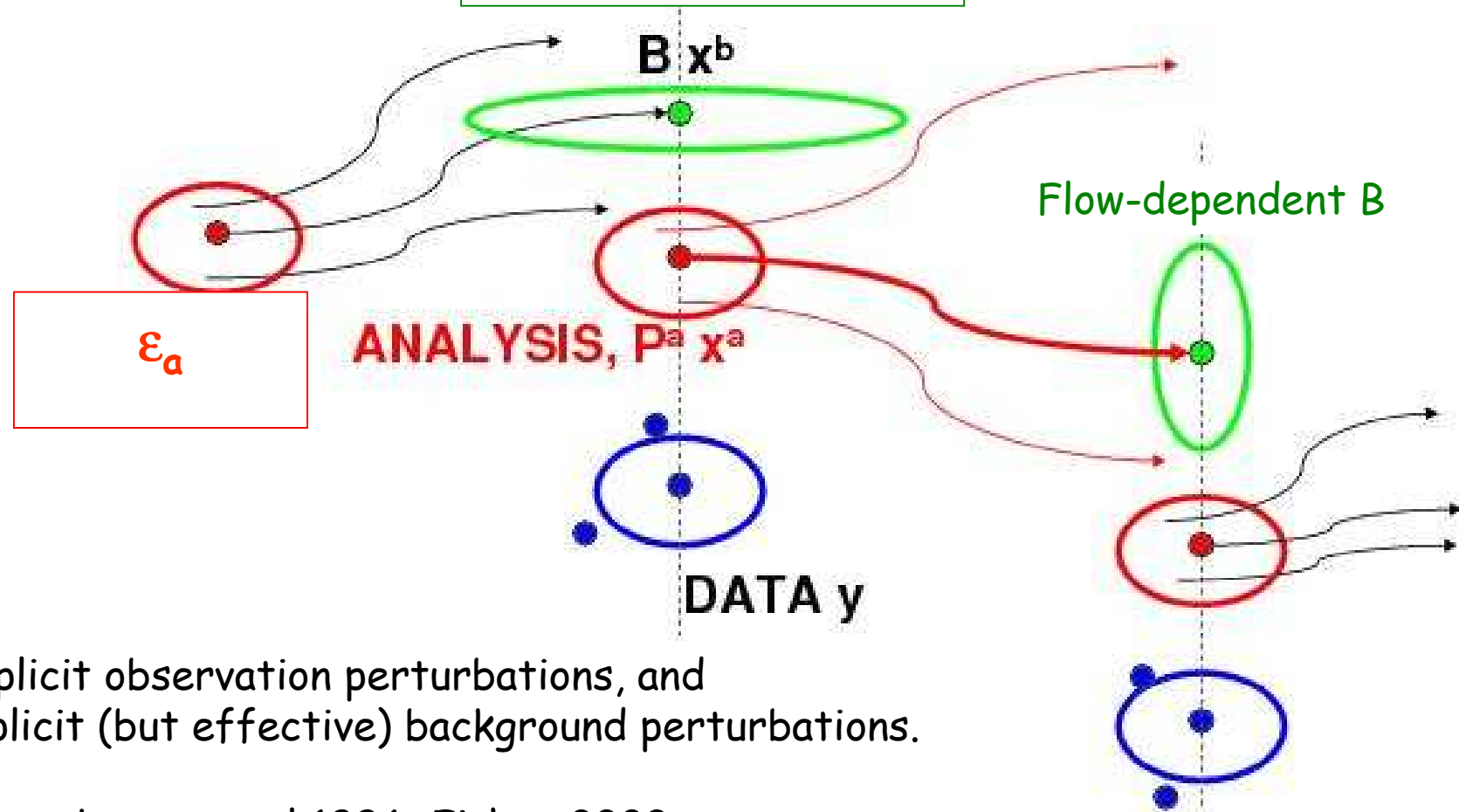


# Outline

1. Simulation of the error evolution
  2. Illustration of flow-dependent features
  3. Filtering of sampling noise in variances
  4. Filtering of sampling noise in correlations
  5. Validation results and issues
- 

# Ensemble assimilation (EnDA = EnVar, EnKF, ...) : simulation of the error evolution

$$\epsilon_b = M \epsilon_a (+ \epsilon_m)$$



Explicit observation perturbations, and implicit (but effective) background perturbations.

(Houtekamer et al 1996; Fisher 2003 ; Ehrendorfer 2006 ; Berre et al 2006)

# The analysis error equation

(e.g. Daley 1991, Berre et al 2006)

Analysis state :

$$x_a = (I-KH) x_b + K y$$

True state (with  $y^* = H x^*$ ):

$$x_* = (I-KH) x_* + K y_*$$

Analysis error :

$$e_a = (I-KH) e_b + K e_o$$

with  $e_a = x_a - x_*$

This is true even if K is suboptimal. NL case ok too.

# The analysis perturbation equation

Perturbed analysis :

$$x'_a = (I-KH) x'_b + K y'$$

Unperturbed analysis :

$$x_a = (I-KH) x_b + K y$$

Analysis perturbation :

$$\varepsilon_a = (I-KH) \varepsilon_b + K \varepsilon_0$$

with

$$\varepsilon_a = x'_a - x_a$$

# Formal comparison with NMC method

(Bouttier 1994, Berre et al 2006)

Analysis error :  $e_a = (\mathbf{I}-\mathbf{KH}) e_b + \mathbf{K} e_o$

Analysis perturbation (EnDA) :  $\varepsilon_a = (\mathbf{I}-\mathbf{KH}) \varepsilon_b + \mathbf{K} \varepsilon_o$

Analysis increment (NMC) :  $dx = -\mathbf{KH} e_b + \mathbf{K} e_o$

with  $\mathbf{I}-\mathbf{KH} \sim$  high-pass filter, whereas  $\mathbf{KH} \sim$  low-pass filter.

⇒ Sharper correlations in EnDA than in NMC  
(e.g. Belo Pereira and Berre 2006, Fisher 2003).

⇒ Better simulation of the analysis error equation in EnDA than in NMC.

# Simulation of the error evolution : open issue(s)

Ex: reference 4D-Var and +/- high resolution model.

Possible approximations in the ensemble :

- reduce the horizontal resolution of the model.
- approximate the reference 4D-Var gain matrix  $K$ ,  
either with 3D-Fgat,  
or with 4D-Var and fewer outer loops,  
or with ETKF/EnKF : by deriving  $K$  from the ensemble « only ».


⇒ What is the best approach (for a given computation cost) ?

EnKF-Var hybrid approaches : the « hybrid  $K$  » is not accounted for in the analysis perturbation update.

- (Model error representation...)



# Outline

1. Simulation of the error evolution
  2. Illustration of flow-dependent features
  3. Filtering of sampling noise in variances
  4. Filtering of sampling noise in correlations
  5. Validation results and issues
- 



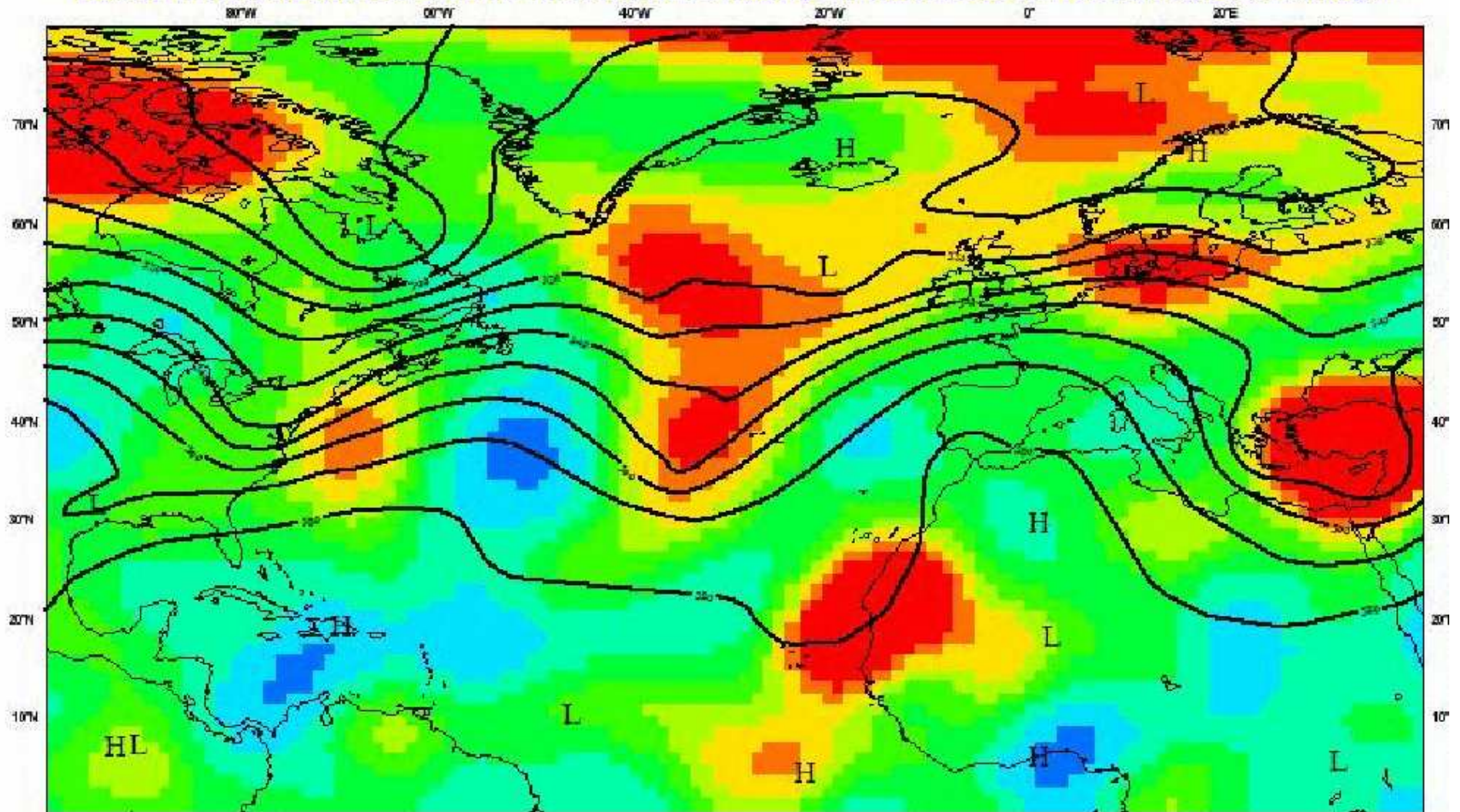
## The operational MF ensemble Var assimilation

- 6 perturbed global members T359 L60 with 3D-Fgat (Arpege).
- Spatial filtering of error variances (see later), to further increase the sample size and robustness (~90%).
- Inflation of ensemble B (by  $1.3^2$ ), as in the static approach, to represent model error contributions.
- The Arpege 4D-Var uses these «  $\sigma$ 's of the day ». ⇒ operational since July 2008.
- Coupling with six LAM members during two seasons of two weeks, with both Aladin (10 km) and Arome (2.5 km).

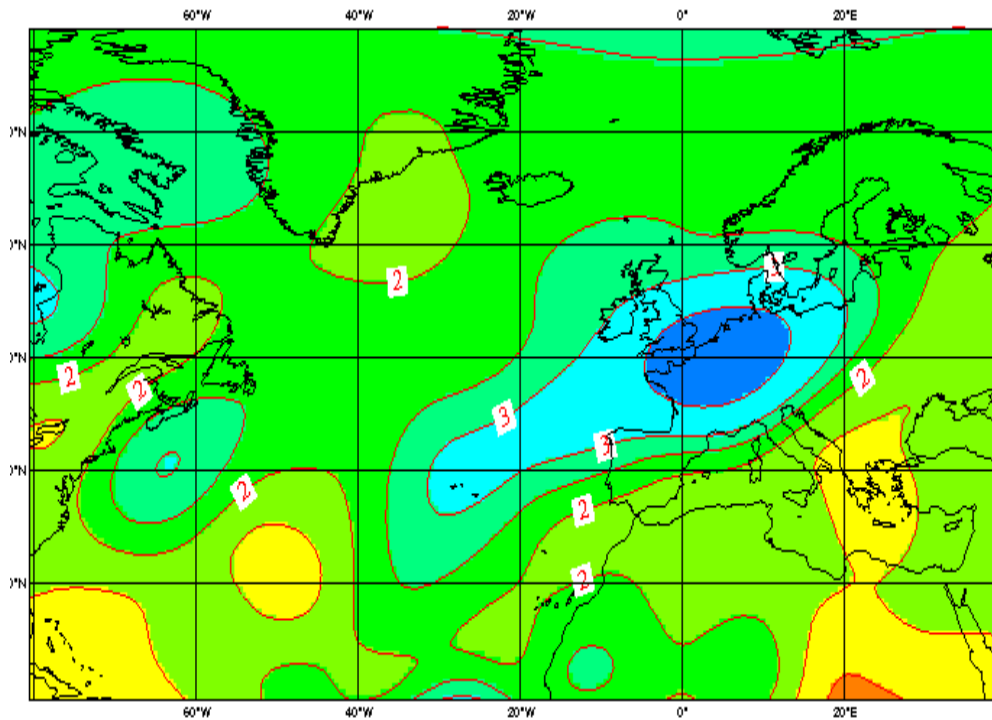
# LOCAL SIGMAB's OF THE DAY

(connections with cyclones and troughs)

PARIS Analysis VT: Monday 11 February 2002 00UTC Surface: \*\*vorticity  
Monday 11 February 2002 00UTC PARIS Forecast +12 VT: Monday 11 February 2002 12UTC 500hPa geopotential height



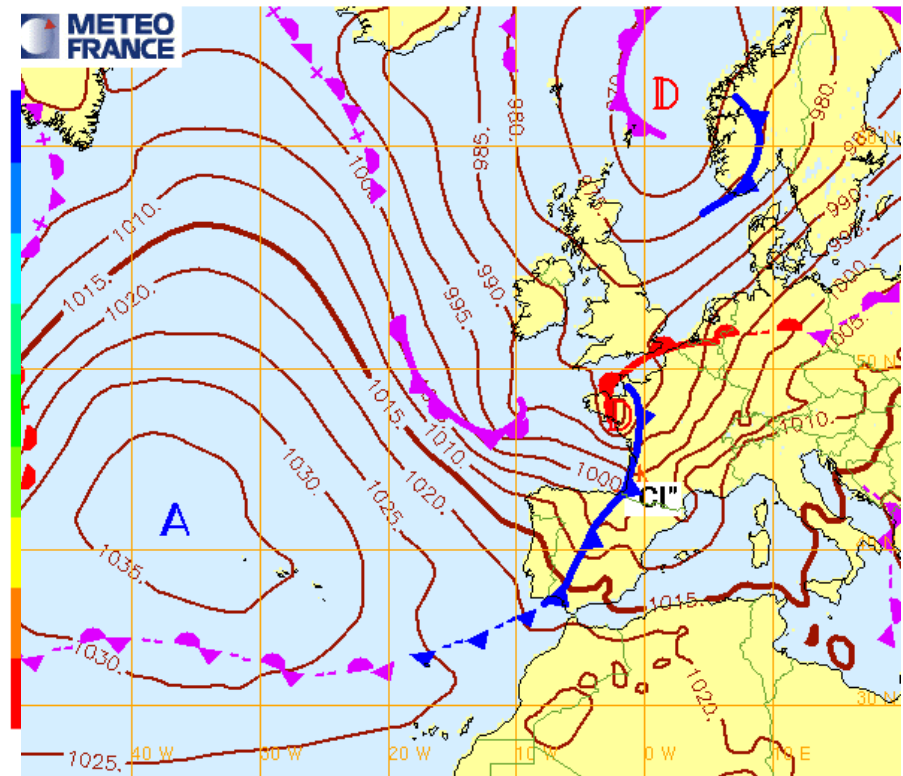
# Connection between large sigmab and intense weather ( 08/12/2006 , 03-06UTC )



**Ensemble spread:**  
**large sigmab over France**

**NB : changes in sigmab's are relatively localized.**

analyse Fronts et isobares du 08/12/2006 06hUTC (reseau: 08/12/2006 06hUTC)



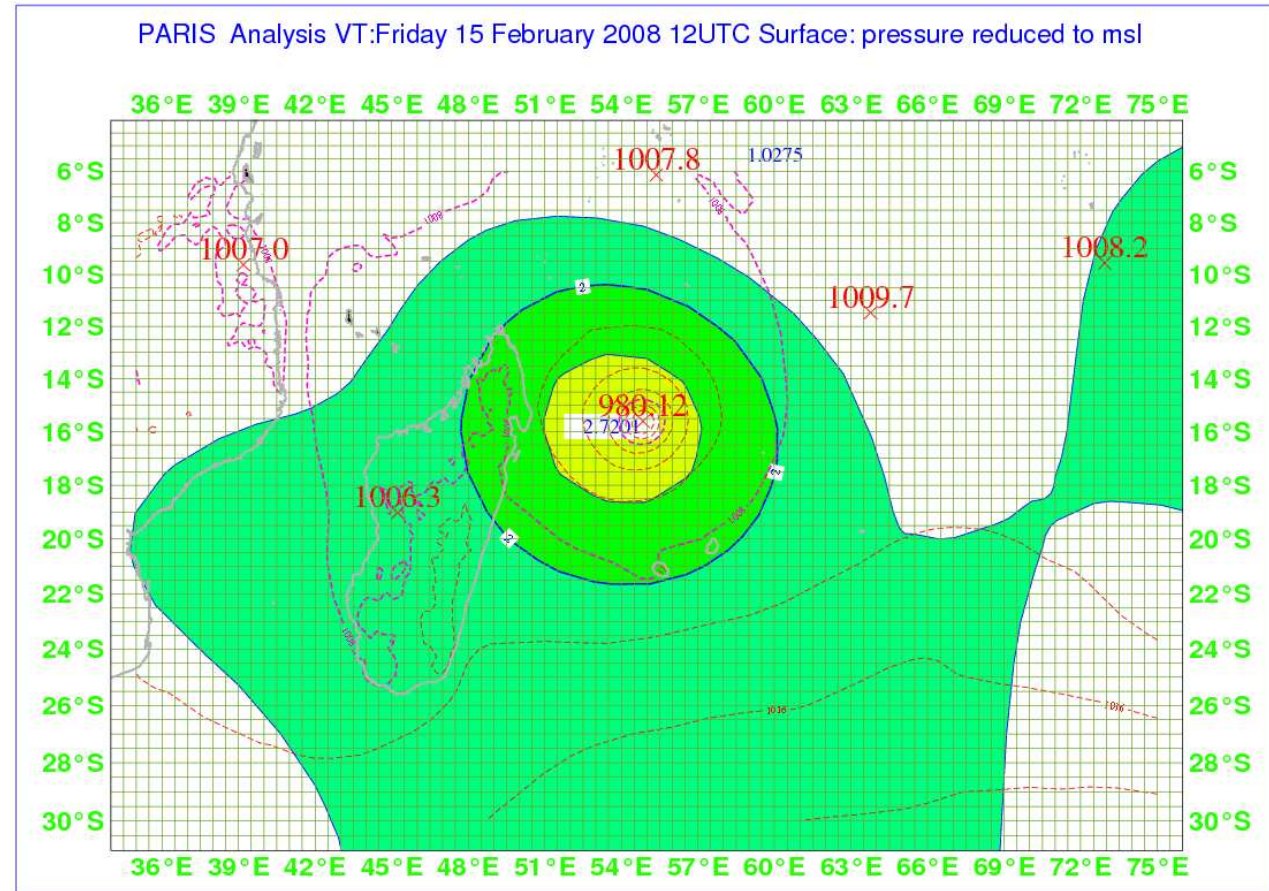
**Mean sea level pressure :**  
**storm over France**



# Connection between large sigmab and intense weather ( 15/02/2008 , 12UTC )

**Colours:**  
**sigmab field**


**Purple isolines :**  
**mean sea level pressure**



**Large sigmab near the tropical cyclone**

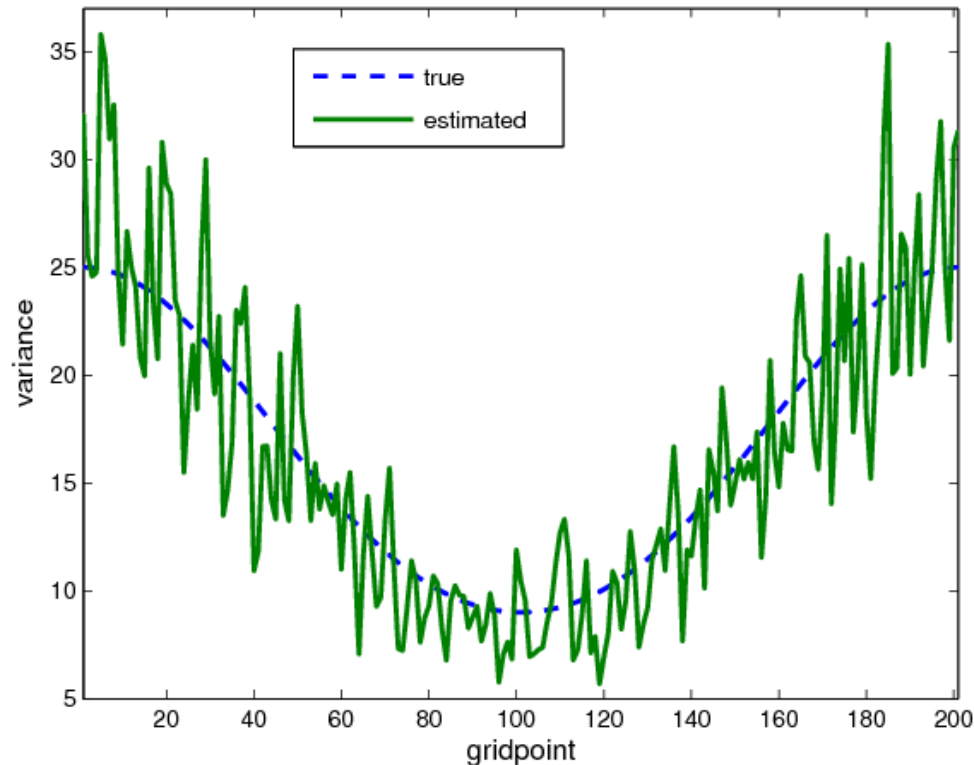


# Outline

1. Simulation of the error evolution
  2. Illustration of flow-dependent features
  3. Filtering of sampling noise in variances
  4. Filtering of sampling noise in correlations
  5. Validation results and issues
- 

# Spatial structure of sampling noise

(Fisher and Courtier 1995 Fig 6, Raynaud et al 2008,2009)



True variance field

$V^* \sim$  large scale



Sampling noise

$V^e = V(N) - V^* \sim$  large scale ? NO.

$$\varepsilon_b = B^{1/2} \eta$$

$$N = 50$$

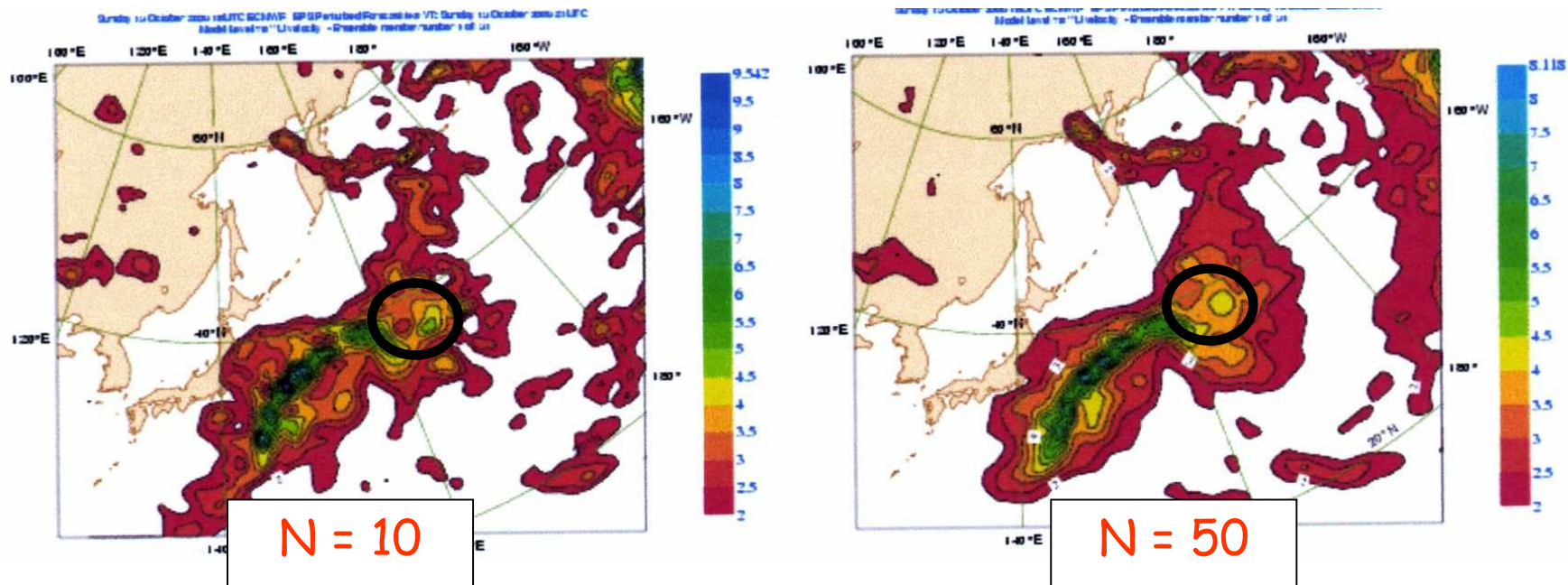
$$L(\varepsilon_b) = 200 \text{ km}$$

⇒ While the **signal** of interest is large scale, the **sampling noise** is rather small scale.

Explanation :  $\text{cor}(V^e[i], V^e[j]) = \text{cor}(\varepsilon_b[i], \varepsilon_b[j])^2$

# Spatial structure of sampling noise & signal (Isaksen et al 2007)

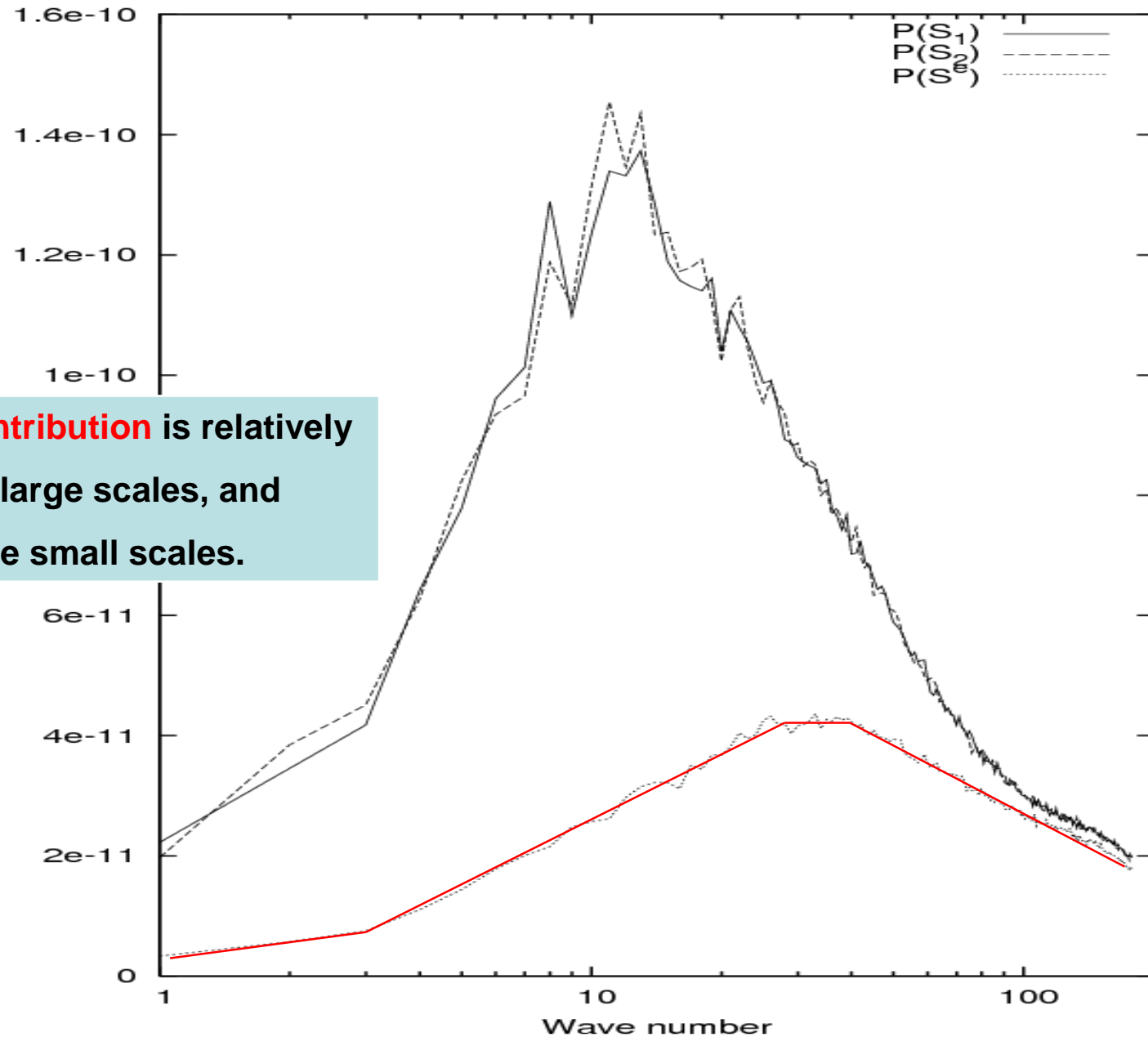
⇒ General expectation : increasing the ensemble size reduces sampling noise, whereas the signal remains.



- ⇒ Experimental result : when increasing the ensemble size, small scale details tend to vanish, whereas the large scale part remains.
- ⇒ This indicates/confirms that the sampling noise is small scale, and that the signal of interest is large scale.

# ENERGY SPECTRA OF SIGNAL AND NOISE

IN  $\sigma_b$  RAW FIELDS (Berre et al 2007)

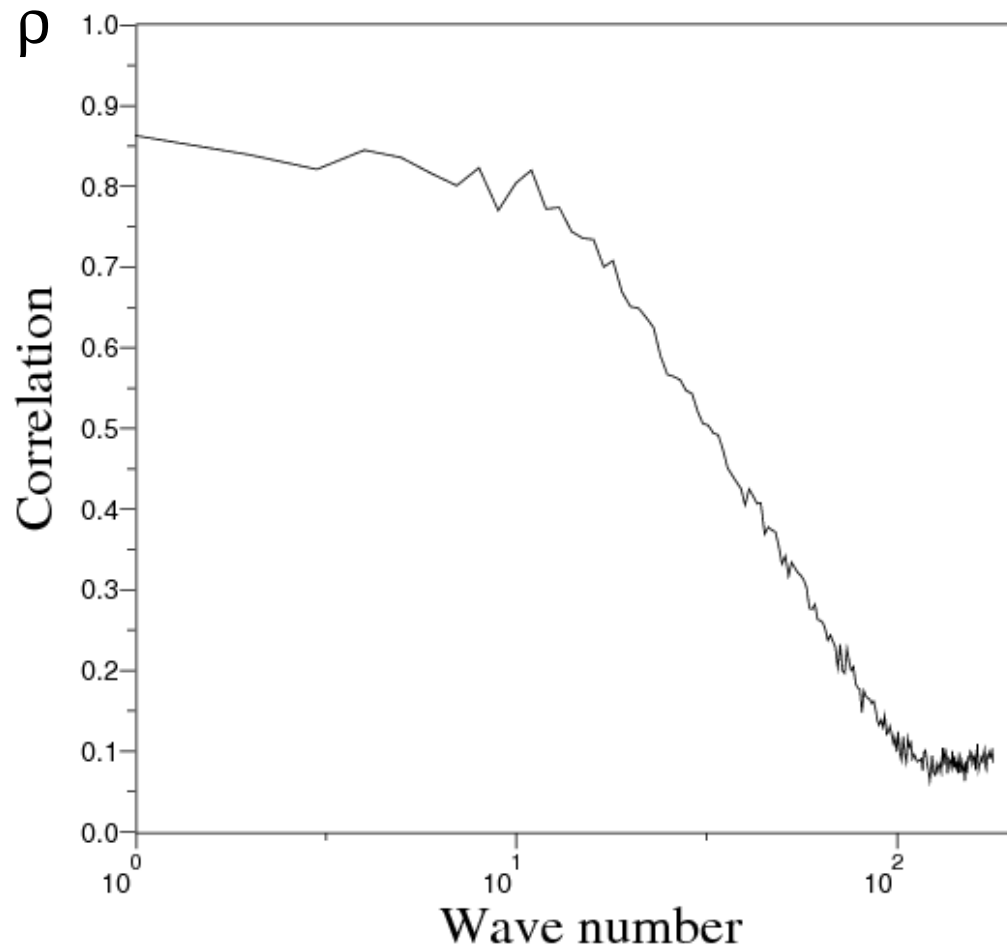


=> The **noise contribution** is relatively small in the large scales, and large in the small scales.



## OPTIMAL FILTERING OF VARIANCE FIELDS

To minimize estimation errors, apply a filter  $\rho$  accounting for amplitudes and structures of signal and noise:



$$V_b^* \sim \rho V_b$$

with

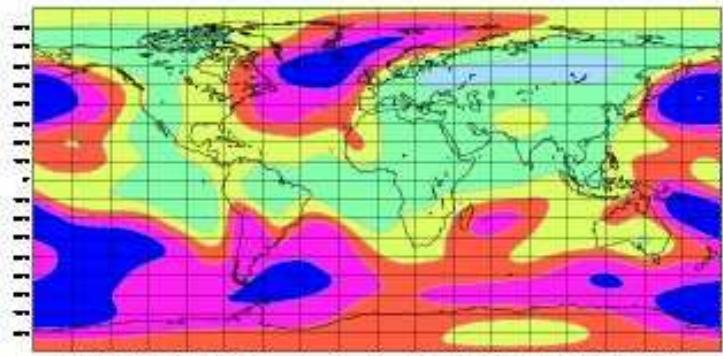
$$\rho = \text{signal} / (\text{signal} + \text{noise})$$

$\Rightarrow \rho$  is a low-pass filter  
(as  $K$  in data assim<sup>9</sup>).

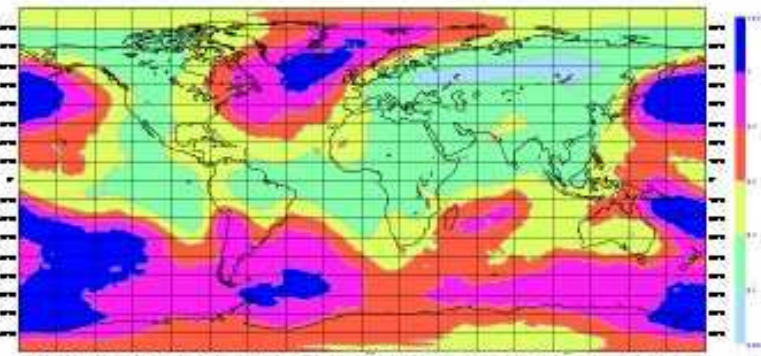
# “OPTIMIZED” SPATIAL FILTERING OF THE SIGMAB FIELD

« TRUE » SIGMAB'S

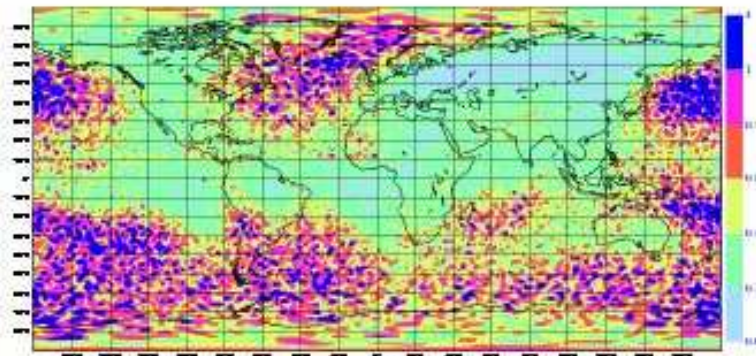
**FILTERED** SIGMAB's (N = 6)



(a)



(b)



(c)


**RAW** SIGMAB's (N = 6)

$$\varepsilon_b = B^{1/2} \eta$$

$$V_b^* \sim \rho V_b$$



# Outline

1. Simulation of the error evolution
  2. Illustration of flow-dependent features
  3. Filtering of sampling noise in variances
  4. Filtering of sampling noise in correlations
  5. Validation results and issues
- 

# Implementation of ensemble-based B in 3D/4D-Var

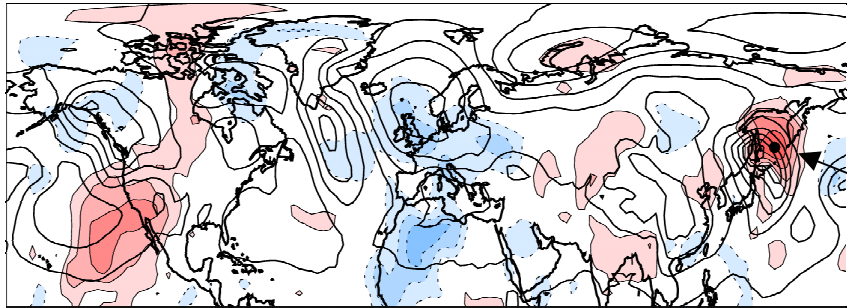
Two possible implementation techniques :

1. additional  $\alpha$ -control variable,  
with **Schur filtering of correlations**.
2.  $\sigma_b$ 's in gridpoint space, and correlations in wavelet space,  
with **spatial filtering of variances and correlations**.

The two approaches differ (?) :

- in the way of filtering sampling noise in ensemble-based covariances,
- balance operators are applied in technique n°2 (also possible in n°1 (?)).

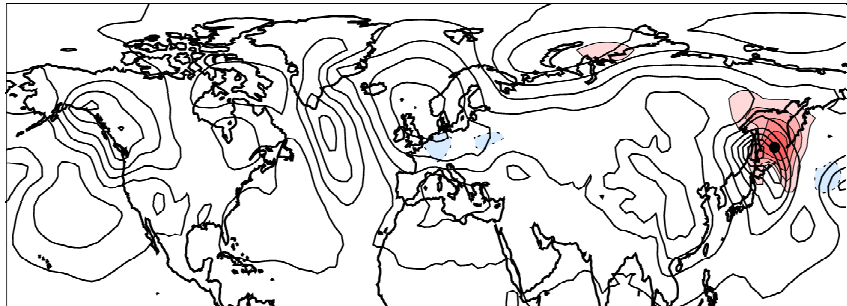
(a) Correlations in  $P^b$ , 25-member ensemble



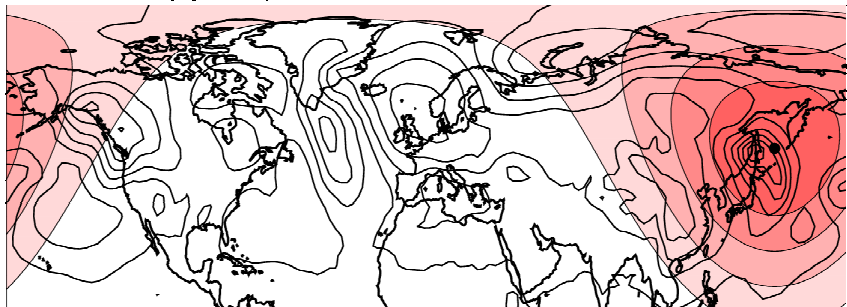
obs  
location

## Schur filtering of correlations (Hamill 2008)

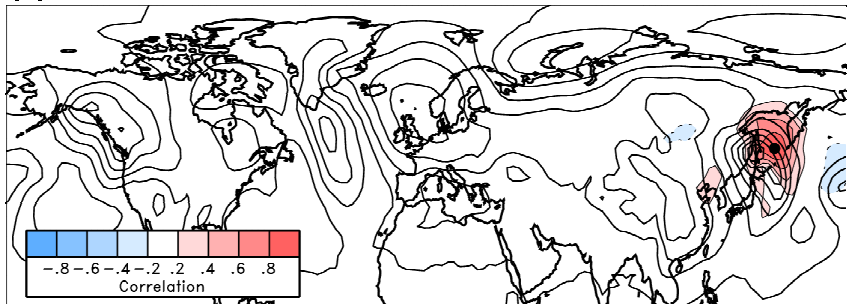
(b) Correlations in  $P^b$ , 200-member ensemble



(c) Gaspari & Cohn correlation function



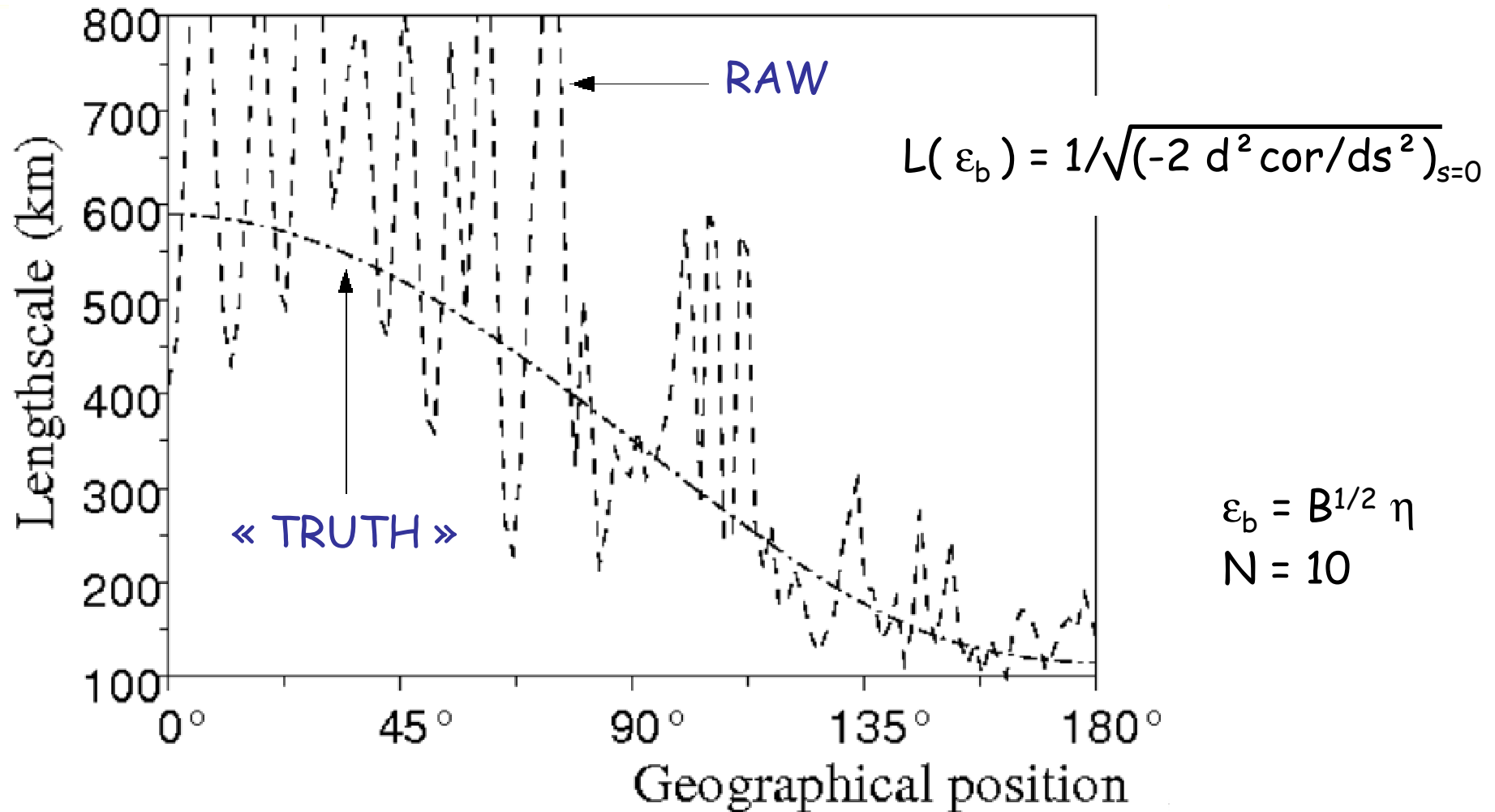
(d) Correlations in  $P^b$  after localization, 25-member ensemble



Background-error correlations estimated from 25 members of a 200-member ensemble exhibit a large amount of structure that does not appear to have any physical meaning. Without correction, an observation at the dotted location would produce increments across the globe.

Proposed solution is element-wise multiplication of the ensemble estimates (a) with a smooth correlation function (c) to produce (d), which now resembles the large-ensemble estimate (b). This has been dubbed “covariance localization.”

# Spatial structure of raw correlation length-scale field



Sampling noise : artificial small scale variations.

=> Use spatial filtering techniques, e.g. wavelets.

(Pannekoucke et al 2007)

## Wavelet diagonal modelling of B (Fisher 2003, Pannekoucke et al 2007)

Local spatial averages of correlation functions  $\text{cor}(x,s)$ :

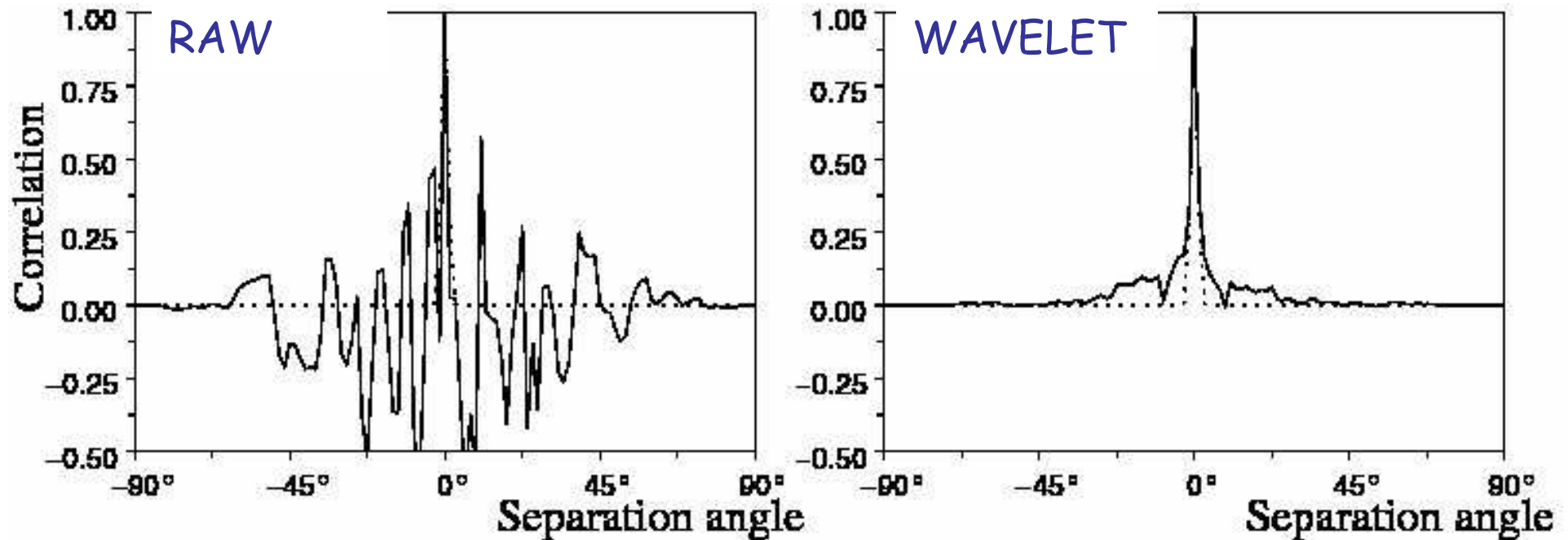
$$\text{cor}_w(x,s) \sim \sum_{x'} \text{cor}(x',s) \Phi(x',s)$$

with scale-dependent weighting functions  $\Phi$  :

increase of sample size thanks to spatial averaging,

with main geographical variations thanks to local approach.

# Wavelet filtering of correlation functions



Wavelet approach : **sampling noise is reduced**,  
leading to a lesser need of Schur localization.

$N = 10$

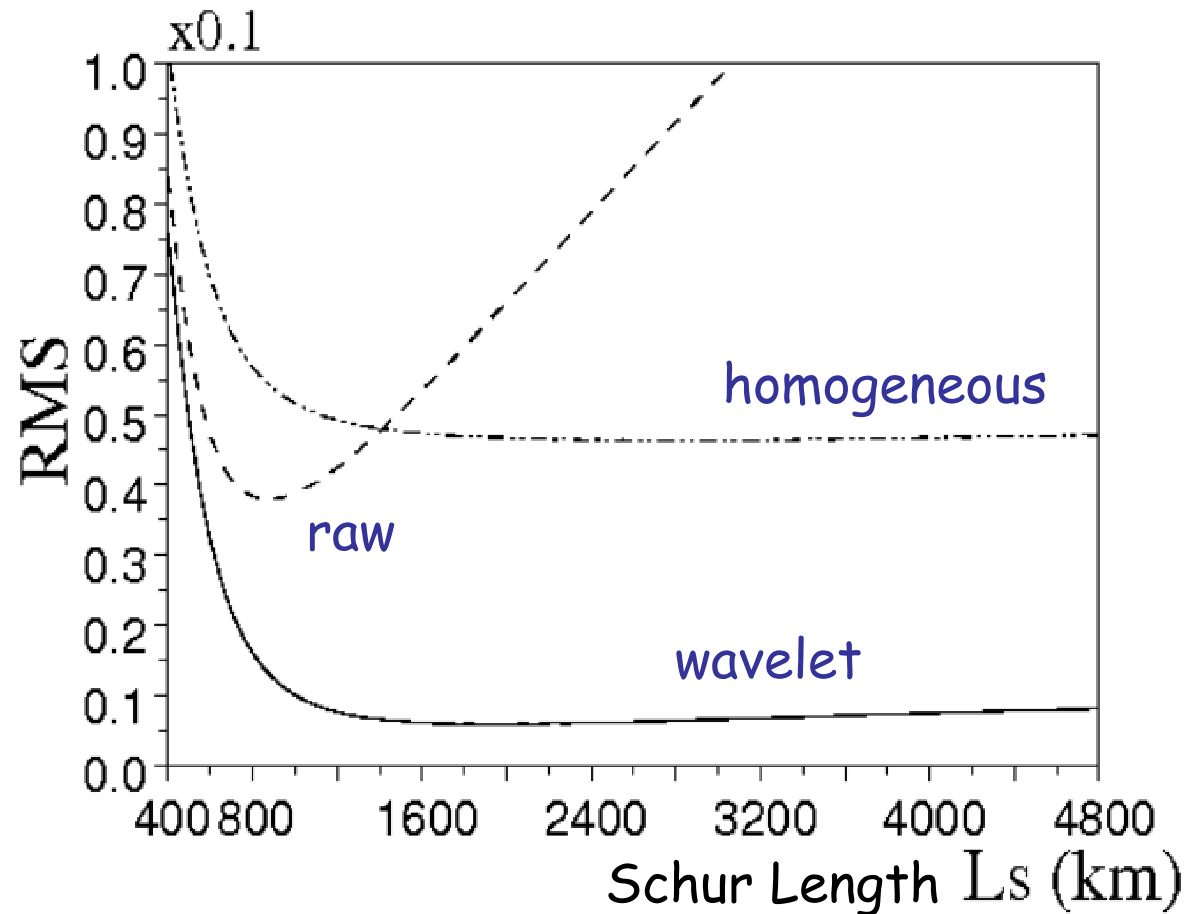
$L_s = 6000$  km

(Pannekoucke et al 2007)



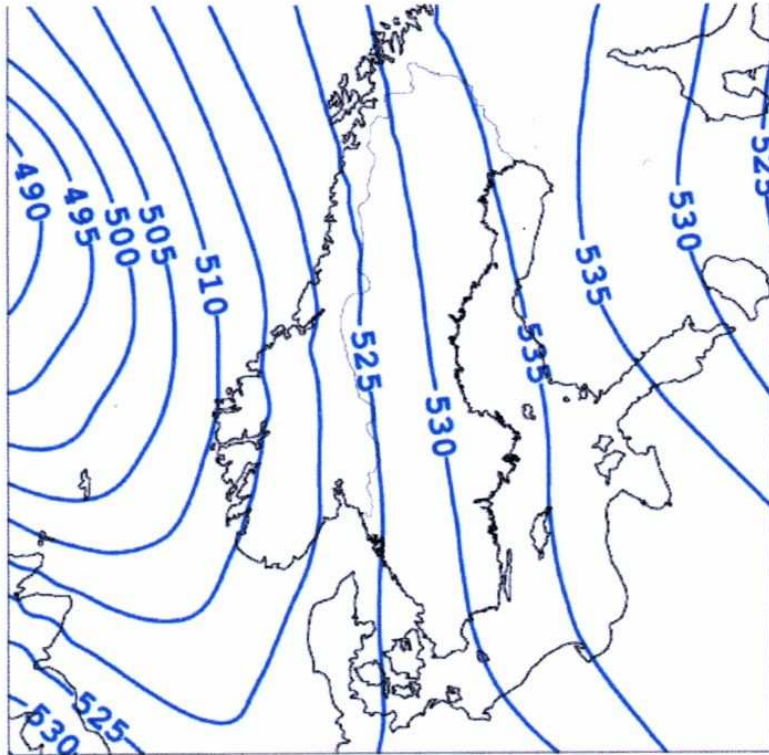
## Impact of wavelet filtering on analysis quality

N = 10




Wavelet approach : sampling noise is reduced,  
and there is a **lesser need of Schur localization**. (Pannekoucke et al 2007)

# Wavelet filtering of flow-dependent correlations



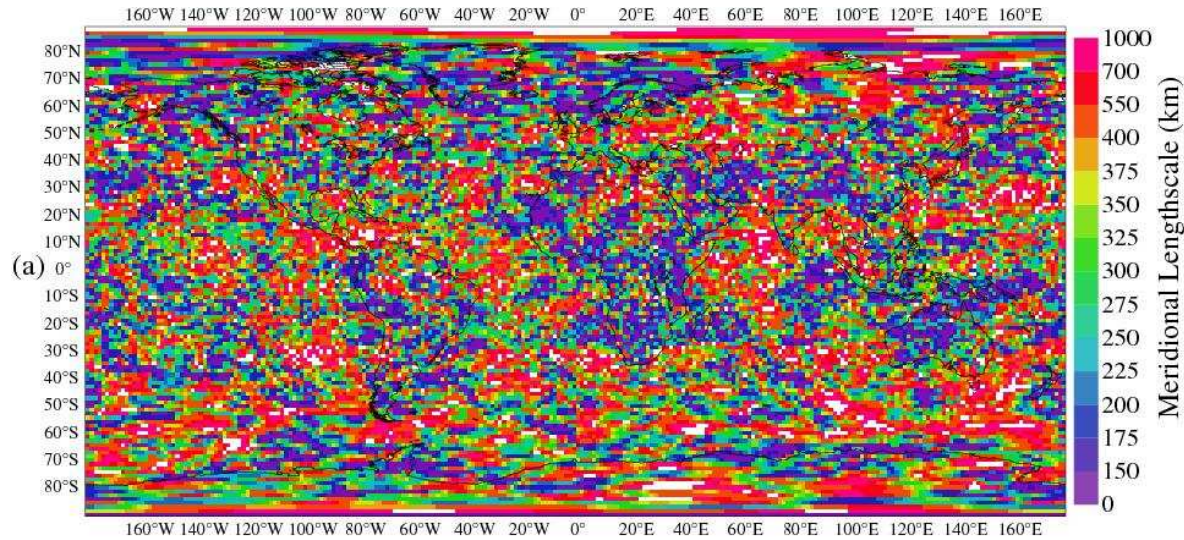
Synoptic situation  
(geopotential near 500 hPa)



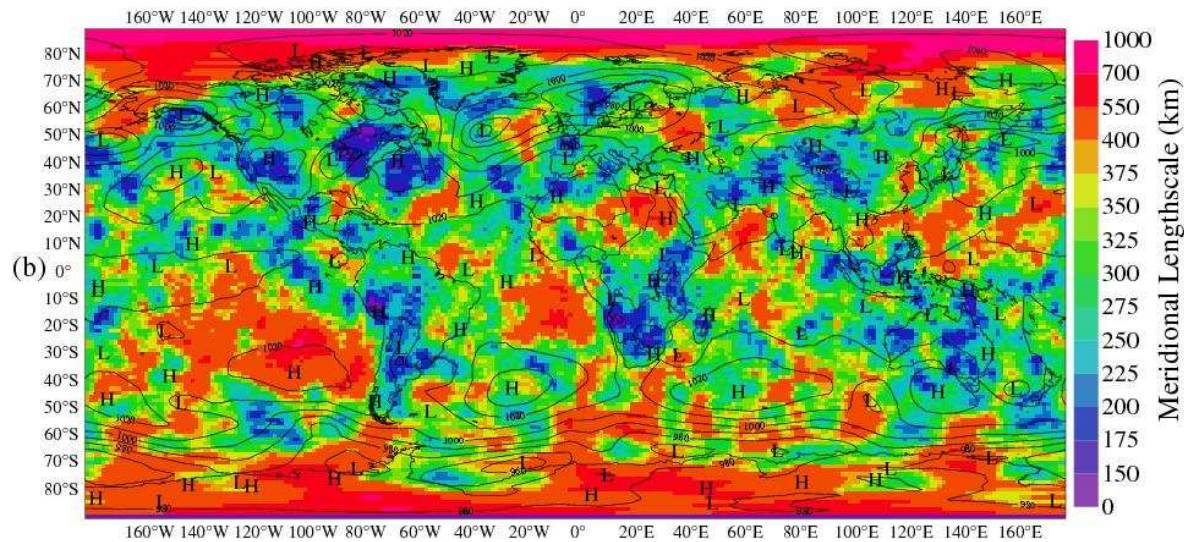
Anisotropic wavelet based  
correlation functions  
(  $N = 12$  )

(Lindskog et al 2007, Deckmyn et al 2005)

# Wavelet filtering of correlations « of the day »



Raw length-scales




Wavelet length-scales

(Fisher 2003, Pannekoucke et al 2007)

N = 6



# Outline

1. Simulation of the error evolution
  2. Illustration of flow-dependent features
  3. Filtering of sampling noise in variances
  4. Filtering of sampling noise in correlations
  5. Validation results and issues
- 

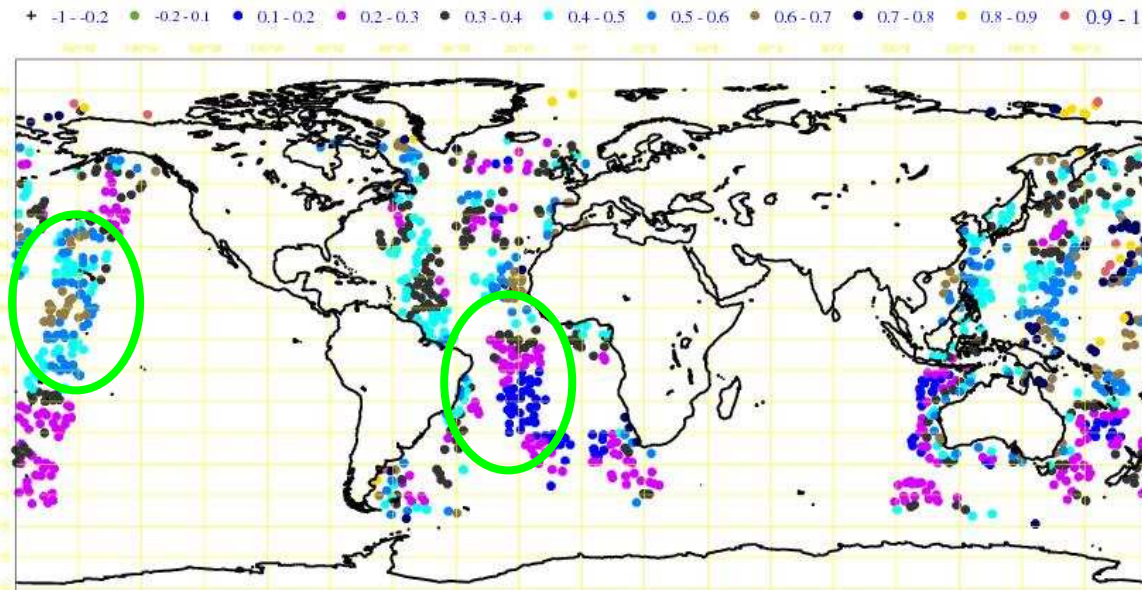
## Innovation-based sigma-b estimate (Desroziers et al 2005)

$$\text{cov}( H dx , dy ) \sim H B H^T$$

- ⇒ This can be calculated **for a specific date**,  
to examine flow-dependent features, but then the  
local sigma-b is calculated from **a single error realization** (  $N = 1$  )!
- ⇒ Conversely, if we calculate **local spatial averages** of these sigma-b's,  
the sample size will be increased, and  
**comparison with ensemble can be considered.**

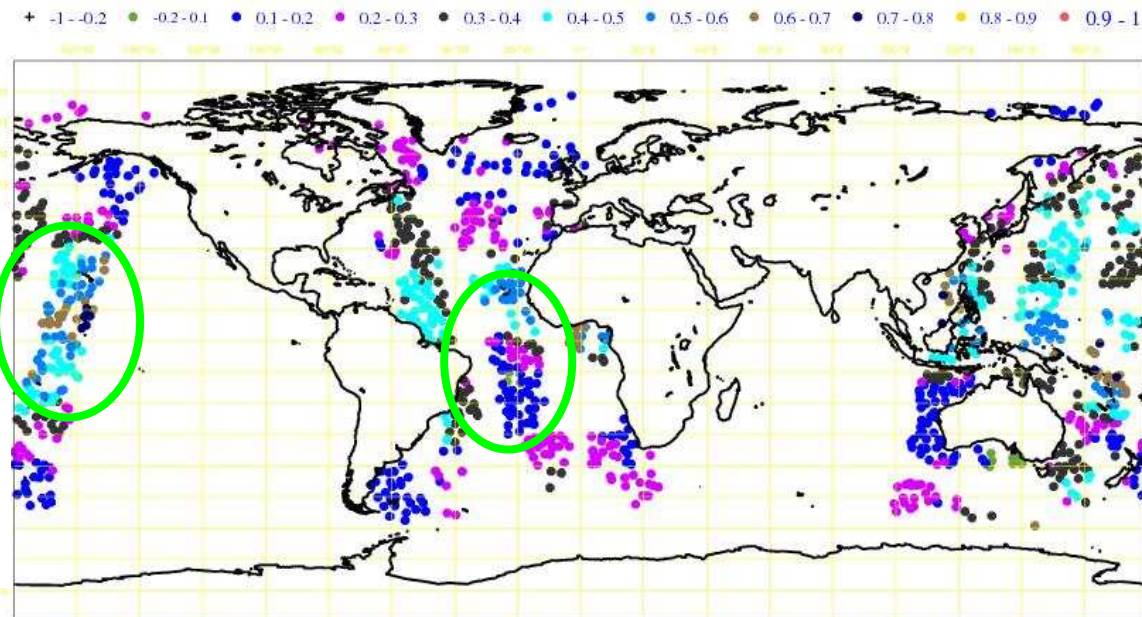
# Validation of ensemble sigma's « of the day » in HIRS 7 space (28/08/2006 00h) (Berre et al 2007)

Ensemble sigma's



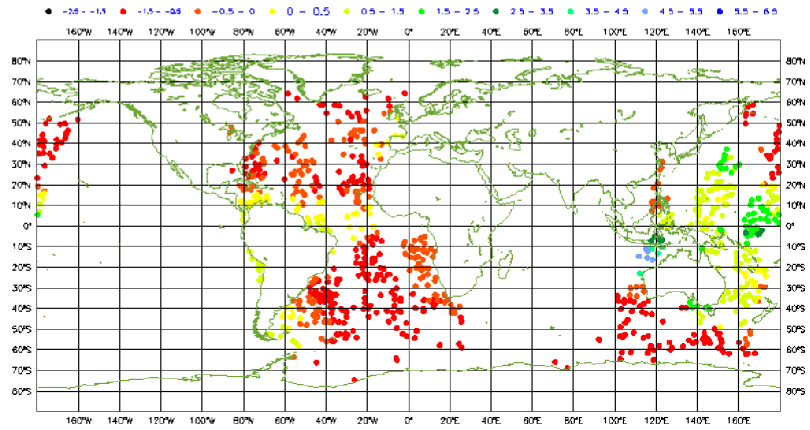
« Observed » sigma's  
 $\text{cov}(H dx, dy) \sim H B H^T$   
(Desroziers et al 2005)

=> model error estimation.

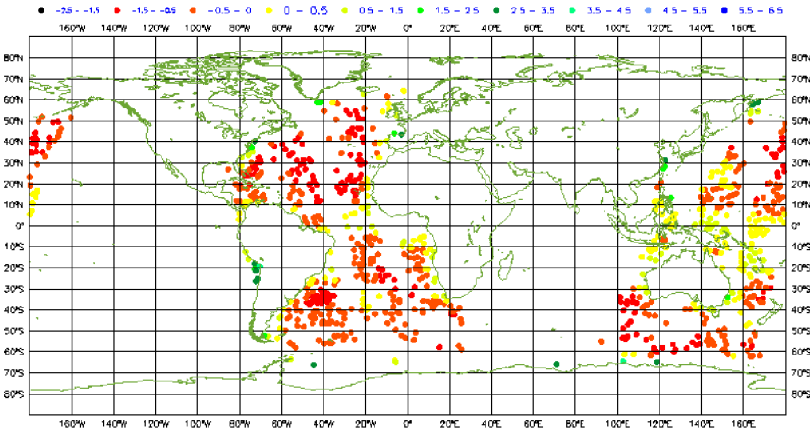


# Estimates of $\sigma_b$ of the day, in HIRS 7 space

cov( H dx , dy ) of 4D-Var



(a) HIRS7-diagnostic



(b) HIRS7-63HE-HR

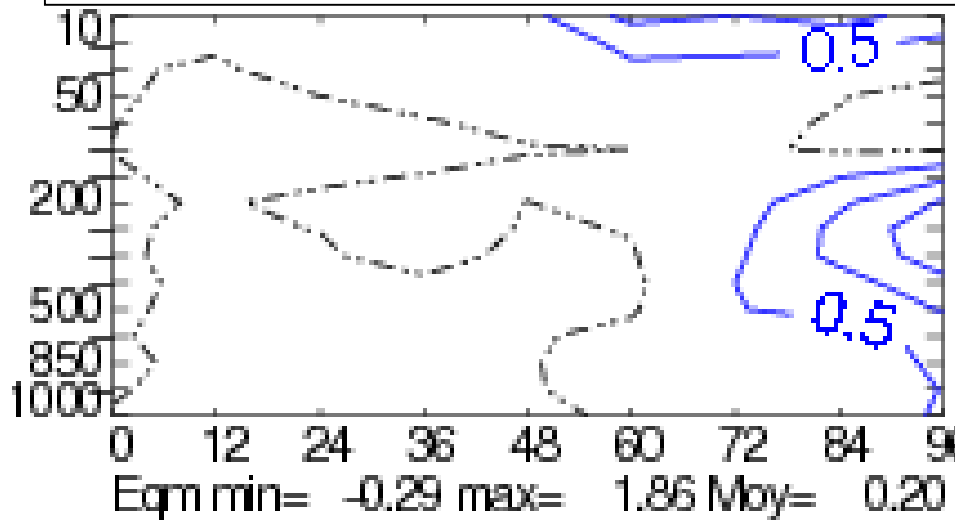
Ensemble 3D-Fgat

Ensemble 4D-Var

(from Gibier, 2009)

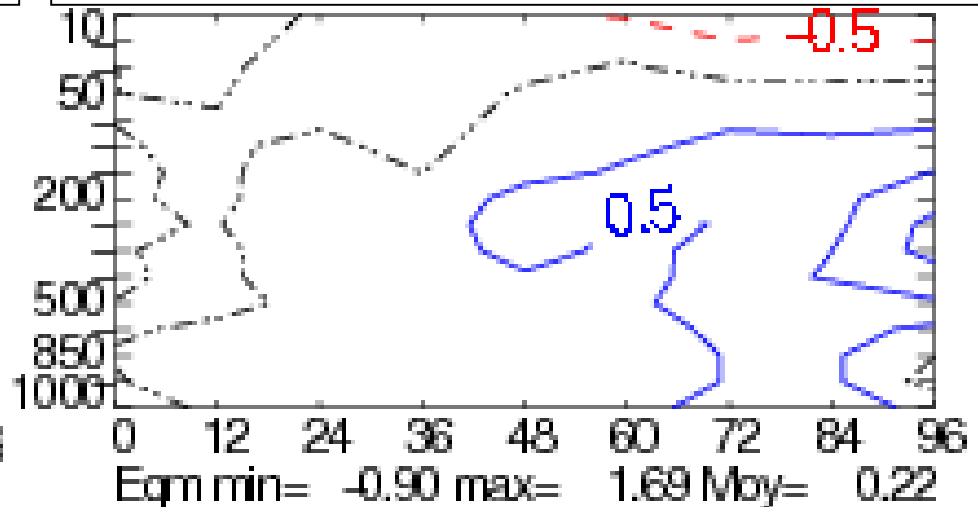
REDUCTION OF NORTHERN AMERICA  
 AVERAGE GEOPOTENTIAL RMSE  
 WHEN USING SIGMAB'S OF THE DAY

NOV 2006 - JAN 2007 (3 months)

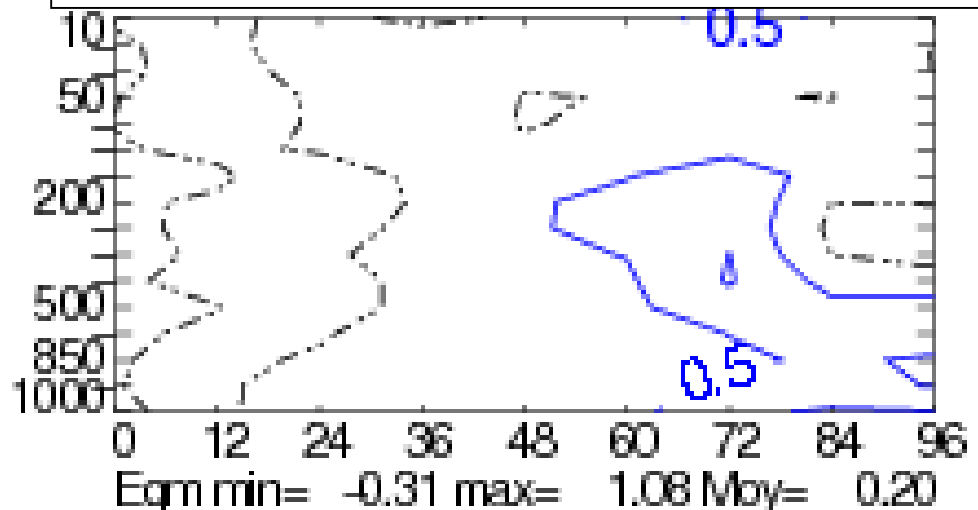


Forecast range (hours)

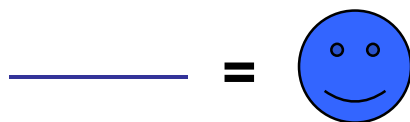
FEB - MARCH 2008 (1 month)



SEPT - OCT 2007 (1 month)



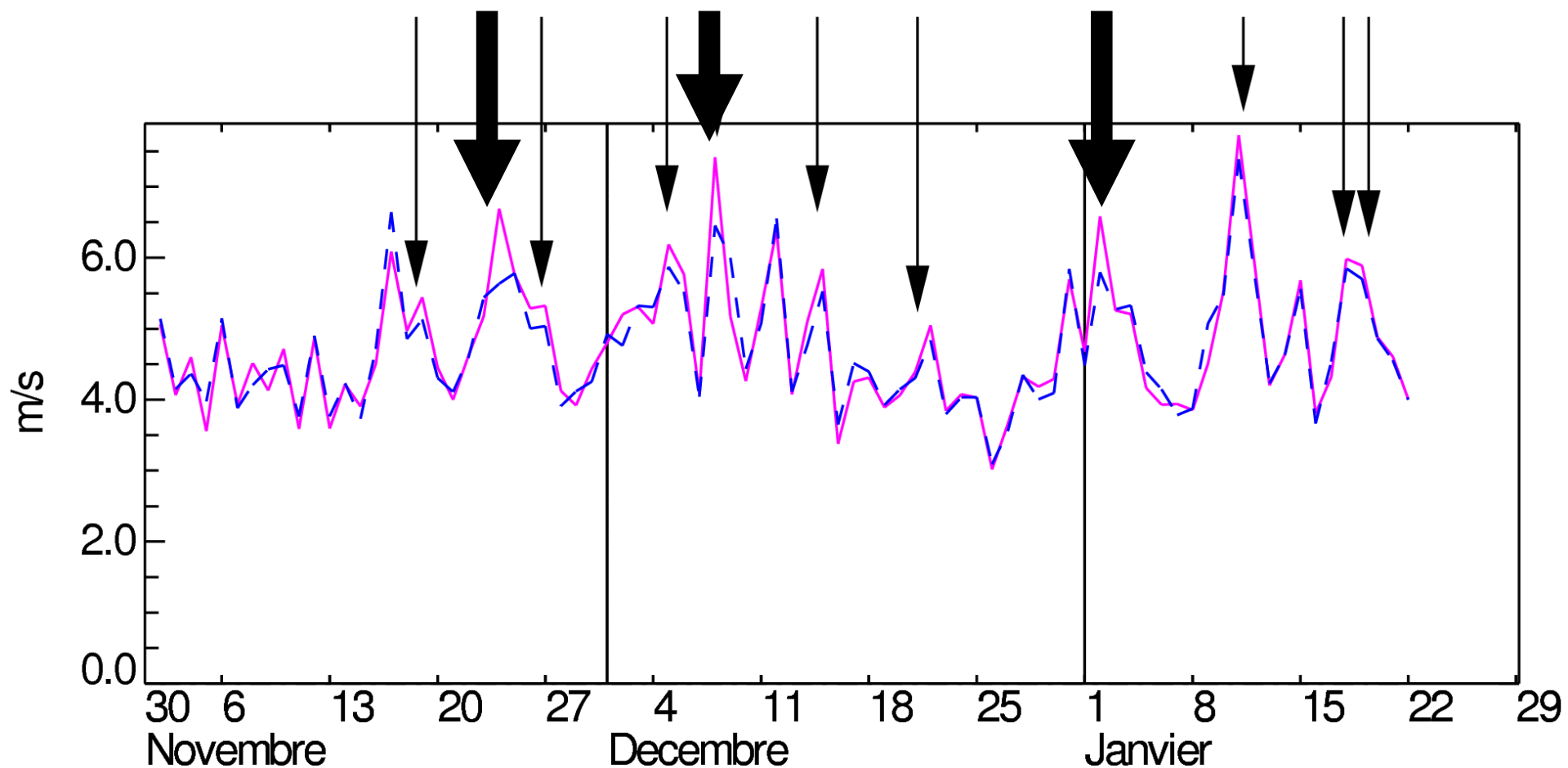
Height  
(hPa)





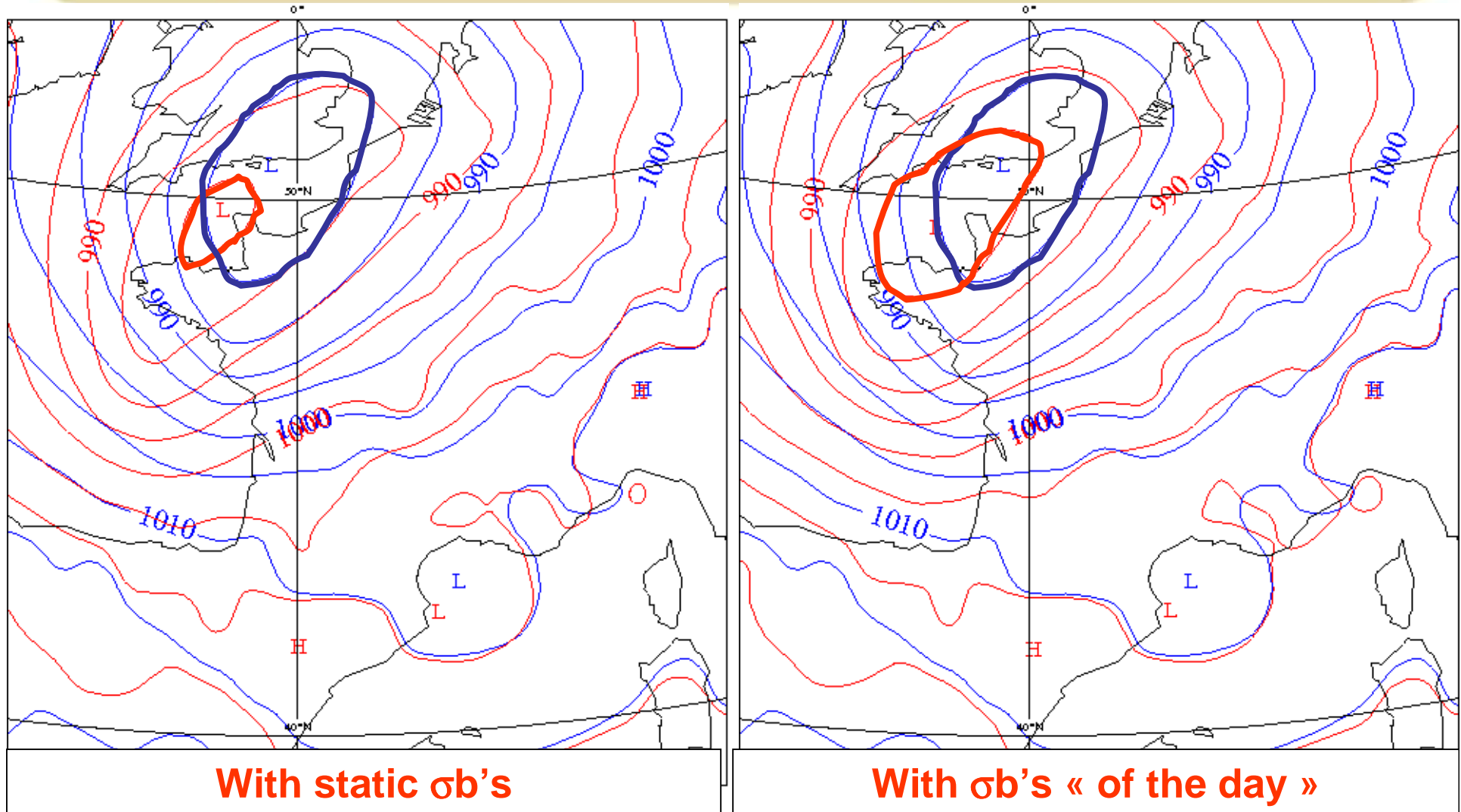
## +24h 500 hPa WIND RMSE over EUROPE

(  $\sigma$ 's of the day versus static  $\sigma$ 's )



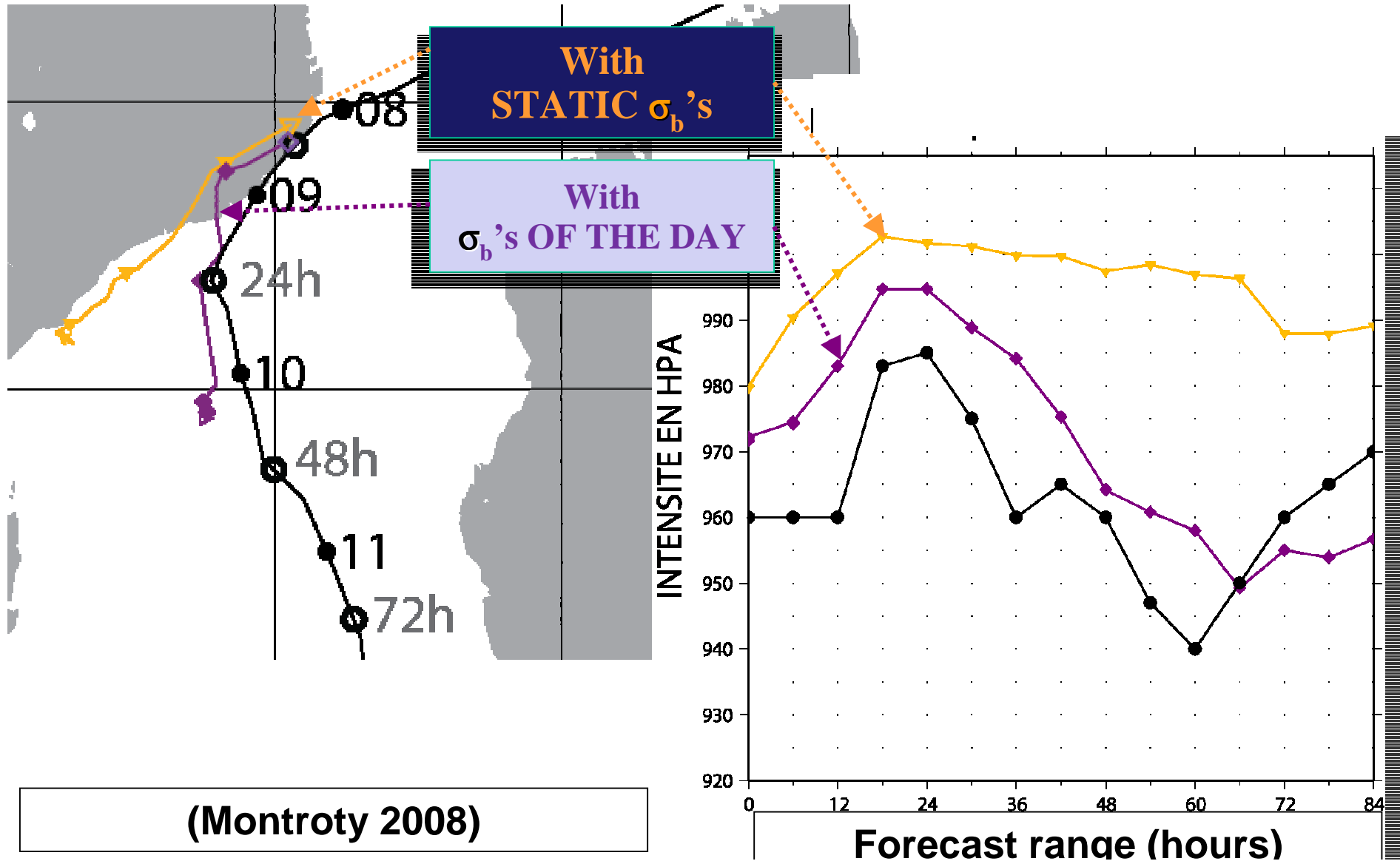
⇒ Reduction of RMSE peaks (intense weather systems)

Impact on a severe storm (10/02/2009) :  
36h forecasts versus verifying analysis

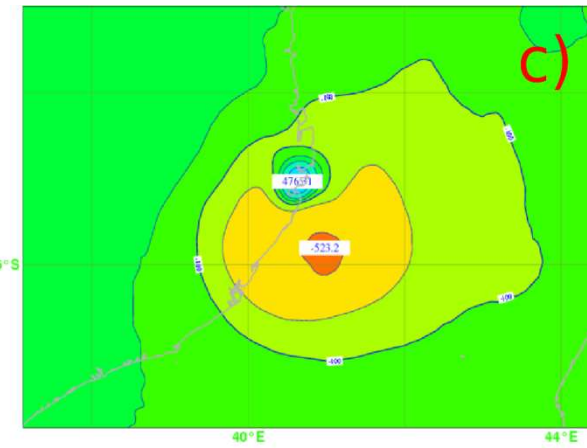
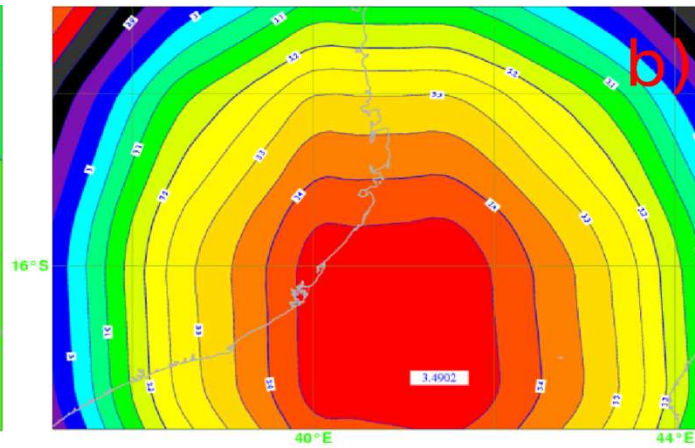


⇒ Positive impact on the depth of the low + gradient intensity

# Impact of $\sigma_b$ « of the day » on the forecast of cyclone *Jokwe*



# Beneficial amplification of analysis increments



MSLP analysis increment  
with  
STATIC  $\sigma_b$ 's

$\sigma_b$ 's OF THE DAY  
(850 hPa vorticity)

MSLP analysis increment  
with  
 $\sigma_b$ 's OF THE DAY

# Conclusions

- Ensemble assimilation allows analysis/background error cycling to be simulated, and flow-dependent covariances to be estimated.
- Ensemble-based covariances are affected by sampling noise, but optimized filtering techniques can be applied.
- Comparisons with innovation diagnostics :  
for validation, and for estimation of model error covariances.
- Impact studies : positive impacts  
on intense/severe weather events (mid-lat. storms, tropical cyclones).
- Open issues : optimization of error simulation, covariance estimation/filtering,  
and implementation techniques in 3D/4D-Var.

# References

Belo Pereira, M. and L. Berre, 2006:

The Use of an Ensemble Approach to Study the Background Error Covariances in a Global NWP Model. *{\it Mon. Wea. Rev.}*, **{\bf 134}**, 2466-2489.

Berre, L., S.E., Stefanescu, and M. Belo Pereira, 2006:

The representation of the analysis effect in three error simulation techniques. *{\it Tellus}*, **{\bf 58A}**, 196-209.

Berre, L., O. Pannekoucke, G. Desroziers, S.E. Stefanescu, B. Chapnik and L. Raynaud, 2007:

A variational assimilation ensemble and the spatial filtering of its error covariances: increase of sample size by local spatial averaging.

Proceedings of the ECMWF workshop on flow-dependent aspects of data assimilation, 11-13 June 2007, 151-168.

(available on line at:

<http://www.ecmwf.int/publications/library/do/references/list/14092007> )

Bouttier, F., 1994:

Sur la prévision de la qualité des prévisions météorologiques.

PhD dissertation, Université Paul Sabatier, 240 pages.

Daley, R., 1991:

Atmospheric Data Analysis.

Cambridge University Press, 460 pages.

Deckmyn, A., and L. Berre, 2005 :

A wavelet approach to representing background error covariances in a limited area model.

*{\it Mon. Wea. Rev.}*, **{\bf 133}**, 1279-1294.

# References

Desroziers, G., L. Berre, B. Chapnik, and P. Poli, 2005 :

Diagnosis of observation, background, and analysis error statistics in observation space, *Quart. Jour. Roy. Meteor. Soc.*, 131, pp. 3385-3396.

Ehrendorfer, M., 2006 :

Review of issues concerning Ensemble-Based data assimilation techniques.  
Oral presentation at the Seventh Adjoint Workshop, Obergurgl, Austria.

Fisher, M., 2003 :

Background error covariance modelling.

Proceedings of the ECMWF seminar on recent developments in data assimilation for atmosphere and ocean, 45-63.

Fisher, M., and P. Courtier, 1995:

Estimating the covariance matrices of analysis and forecast error in variational data assimilation. ECMWF Research Dept. Tech. Memo. 220, 26 pp.

Hamill, T., 2008 :

Chapter 6 of "*Predictability of Weather and Climate*".

See oral presentation at WMO Buenos Aires workshop in 2008.

Houtekamer, P., , L. LeFavre, J. Derome, H. Ritchie, and H. L. Mitchell, 1996:

A system simulation approach to ensemble prediction. *Mon. Wea. Rev.*, 124, 1225-1242.

Isaksen et al 2007 :

Use of analysis ensembles in estimating flow-dependent background error variance.

Proceedings of the ECMWF workshop on flow-dependent aspects of data assimilation, 11-13 June 2007, 65-86.

# References

Lindskog et al 2007 :

Background error variances in HIRLAM variational data assimilation.

Proceedings of the ECMWF workshop on flow-dependent aspects of data assimilation, 11-13 June 2007, 113-123.

Montroty, R., 2008 :

Impact d'une assimilation de données à mésoéchelle sur la prévision cyclonique.

PhD dissertation, Université Paul Sabatier, 219 pages.

Pannekoucke, O, L. Berre and G. Desroziers, 2007 :

Filtering properties of wavelets for the local background error correlations.

Quart. Jour. Roy. Meteor.Soc.133, 363-379

Raynaud L., L. Berre et G. Desroziers, 2008 :

Spatial averaging of ensemble-based background error variances.

Q. J. R. Meteorol. Soc., 134, 1003-1014.

Raynaud L., L. Berre et G. Desroziers, 2009 :

Objective filtering of ensemble-based background error variances.

To appear in Q. J. R. Meteorol. Soc.





Thank you  
for your attention

